

## Install


# CMS 3.0

## CMS 603DC BM

6" Full Range Ceiling Loudspeaker with Dual Concentric Driver for Installation Applications (Blind Mount)

- Full range ceiling loudspeaker for installation applications
- 80 Watts continuous, 320 Watts peak power
- Next generation 6" Dual Concentric driver featuring Omnimagnet technology
- Torus Ogive waveguide for improved high frequency response and directivity
- Blind Mount version supplied with acoustically enhanced zinc plated steel back can
- Integrated single unit construction for ease of installation
- UL 1480 certified for general signalling systems
- UL 2043 certified for air-handling spaces
- Multiple transformer taps for 70 V and 100 V line systems or 16 Ohm direct input
- Low insertion loss 60 W line transformer with easily accessible tapping switch
- Optimised for LAB GRUPPEN low impedance LUCIA amplifiers with up to 8 CMS series loudspeakers per channel
- Semi matt white finish fits unobtrusively in any environment
- Powder coated UV resistant perforated steel mesh grille with dust protection
- Removable magnetic grille for custom painting

The CMS 603DC BM is a full bandwidth 320-Watt high sensitivity loudspeaker that utilises our third generation Ceiling Monitor System technology (CMS 3.0). Thanks to an all-new proprietary 6" Dual Concentric point-source driver with Omnimagnet technology on a Torus Ogive Waveguide, the UL certified CMS 603DC BM delivers wide and consistent broadband directivity with enhanced intelligibility – plus highly accurate and linear response.



### Optimised for Installation

Specifically designed with a 4 way self-aligning clamp system for fast, simple and cost effective installation, CMS 603DC BM features an acoustically enhanced zinc plated steel back can, and a removable locking screw terminal connector with loop-thru functionality. A low-insertion loss 60 W transformer with convenient front panel tap switching, paintable powder coated steel mesh grille with dust protection, two tile support rails and one C-ring are all included. An Arco style grille, which conceals the entire unit for aesthetic purposes, and plaster (mud) ring are available separately.

## Install

# CMS 3.0

## CMS 603DC BM

6" Full Range Ceiling Loudspeaker with  
Dual Concentric Driver for  
Installation Applications (Blind Mount)

- Optional ARCO designer grilles available for minimal architectural impact
- Self-aligning 4 way clamp mounting system
- Mounting C-ring and ceiling tile rails included
- 10-Year Warranty Program\*
- Designed and engineered in the U.K.

### LAB GRUPPEN Ready

The CMS 603DC BM is finished in semi matt white and optimised for use with [LAB GRUPPEN LUCIA](#) amplifiers, which accommodate up to 8 CMS Series loudspeakers per channel.



### You Are Covered

We always strive to provide the best possible Customer Experience. Our products are made in our own [MUSIC Tribe](#) factory using state-of-the-art automation, enhanced production workflows and quality assurance labs with the most sophisticated test equipment available in the world.

As a result, we have one of the lowest product failure rates in the industry, and we confidently back it up with a generous [Warranty program](#).

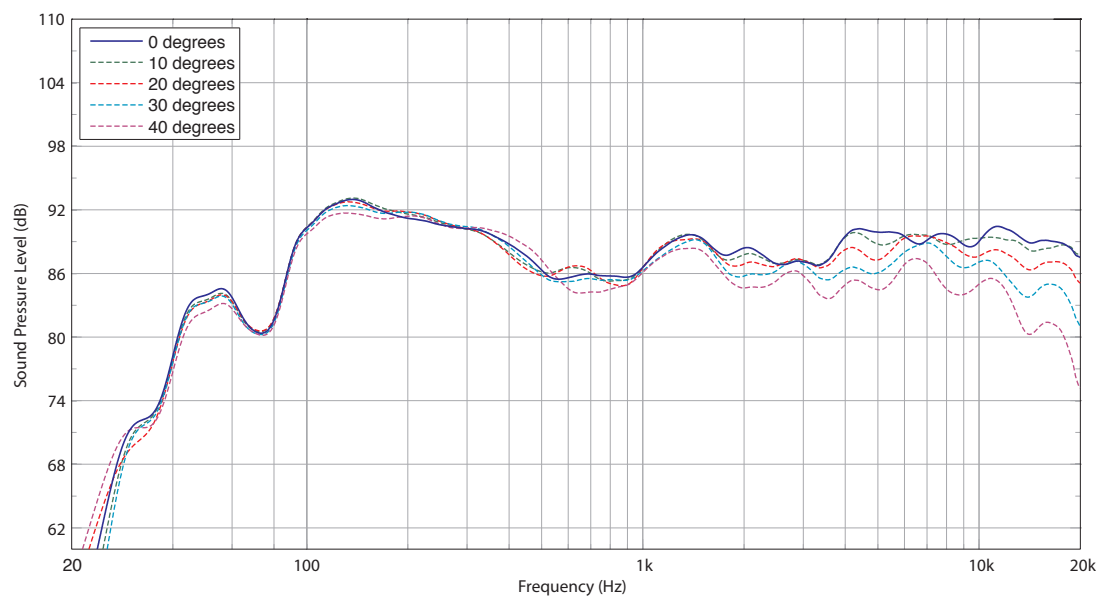
Install

# CMS 3.0

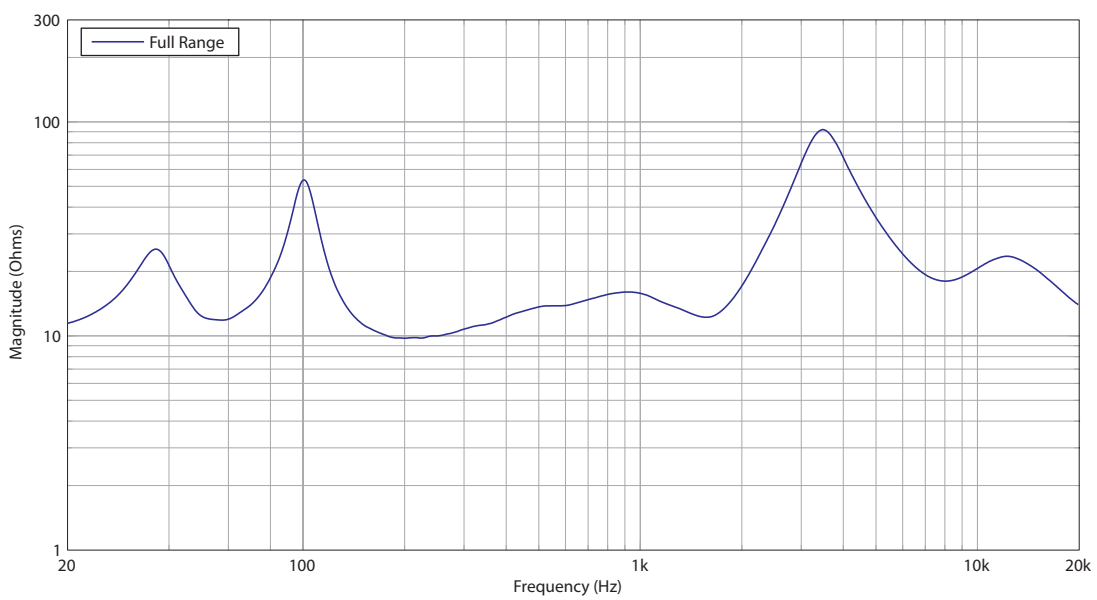
## CMS 603DC BM

6" Full Range Ceiling Loudspeaker with  
Dual Concentric Driver for  
Installation Applications (Blind Mount)

### Frequency Response Sensitivity 1 W / 1 m



### Impedance



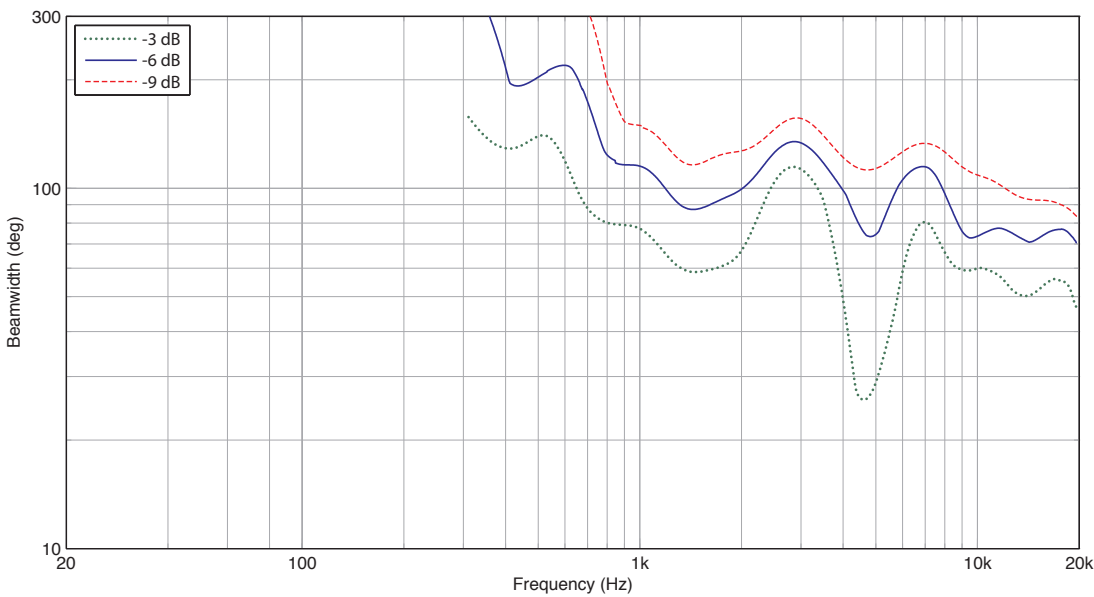
Install

# CMS 3.0

## CMS 603DC BM

6" Full Range Ceiling Loudspeaker with  
Dual Concentric Driver for  
Installation Applications (Blind Mount)

### Horizontal Beamwidth



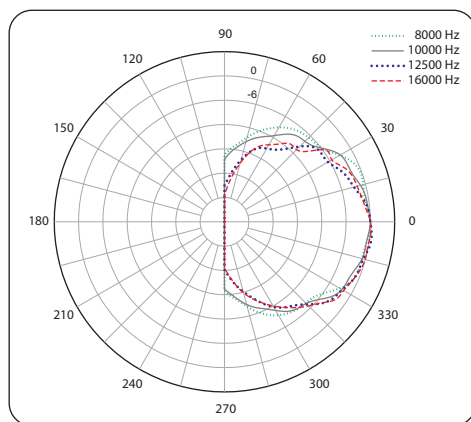
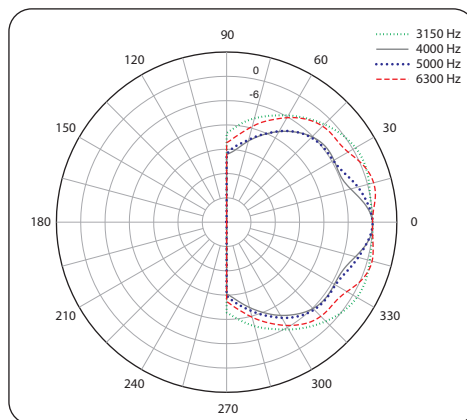
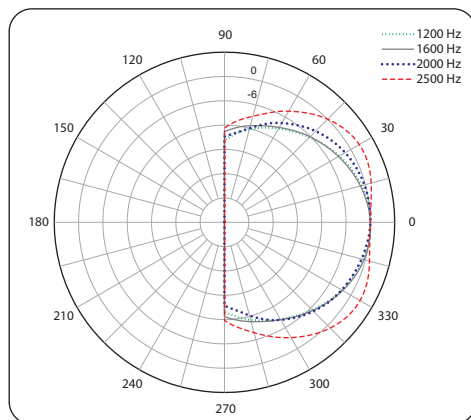
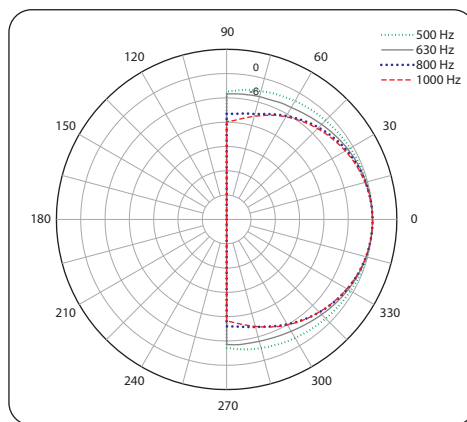
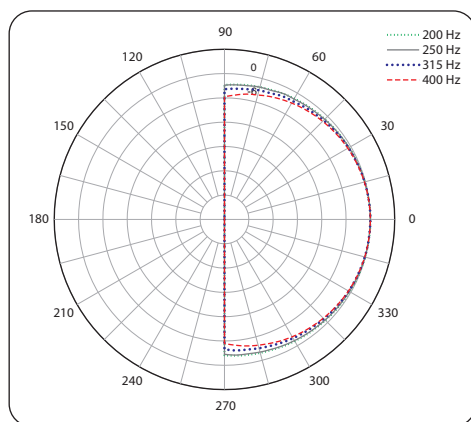
## Install

# CMS 3.0

## CMS 603DC BM

6" Full Range Ceiling Loudspeaker with  
Dual Concentric Driver for  
Installation Applications (Blind Mount)

### Polar Plots



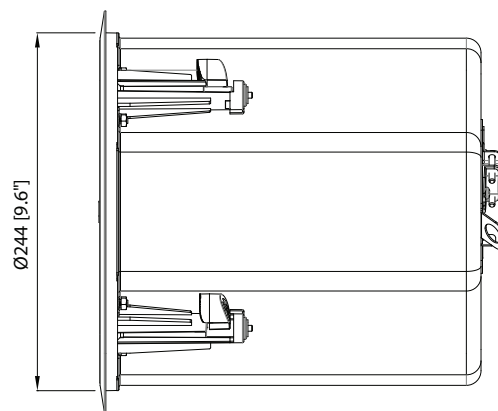
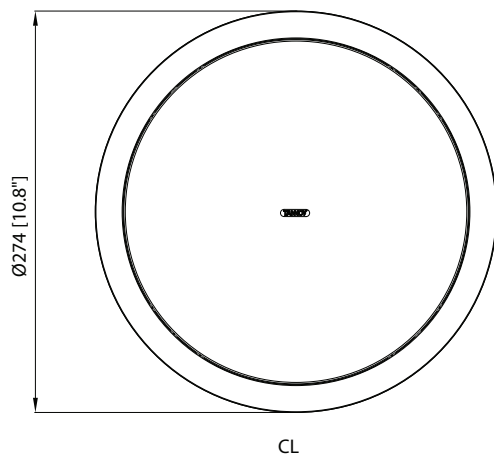
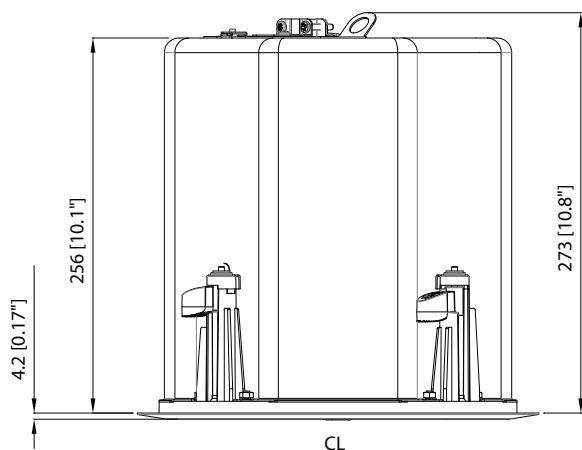
## Install

# CMS 3.0

## CMS 603DC BM

6" Full Range Ceiling Loudspeaker with  
Dual Concentric Driver for  
Installation Applications (Blind Mount)

## Dimensions



## Install

# CMS 3.0

## CMS 603DC BM

6" Full Range Ceiling Loudspeaker with  
Dual Concentric Driver for  
Installation Applications (Blind Mount)

## Technical Specifications

### Performance

Frequency response (-3 dB) <sup>(1)</sup> BM Backcan	75 Hz - 30 kHz
Frequency range (-10 dB) <sup>(1)</sup> BM Backcan	50 Hz - 30 kHz
Frequency range (-10 dB) <sup>(1)</sup> PI Backcan	46 Hz - 30 kHz
System sensitivity (1 W @ 1 m) <sup>(2)</sup>	91 dB (1 W = 4 V for 16 Ohms)
Nominal coverage angle	90 degrees conical
Coverage angle (1 kHz to 6 kHz)	—
Directivity factor (Q)	—
Directivity index (DI)	—
<b>Power handling</b> <sup>(3)</sup>	
Average	80 W
Programme	160 W
Peak	320 W
Recommended amplifier power	160 W @ 16 Ohms
Nominal impedance (Lo, Z)	16 Ohms
<b>Rated maximum SPL</b>	
Average	110 dB
Peak	116 dB
<b>Transformer taps</b> (via front rotary switch)	
70 V	60 W (83 Ω) / 30 W (165 Ω) / 15 W (330 Ω) / 7.5 W (660 Ω) / OFF & low impedance operation
100 V	60 W (165 Ω) / 30 W (330 Ω) / 15 W (660 Ω) / OFF & low impedance operation
Crossover	—

### Transducers

Dual concentric point source driver	1 x 165 mm (6.5") Dual Concentric driver, using Omnimagnet technology
Low frequency	44 mm (1.75") voice coil, treated multi fiber paper pulp cone
High frequency	25 mm (1.00") PEI dome

### Physical

<b>Enclosure</b>	
Backcan	Zinc plated steel
Baffle	Reflex loaded UL 94V-0 rated ABS
Grille	Steel, with weather resistant coating
<b>Safety features</b>	Safety ring located at rear of enclosure for load bearing safety bond
<b>CMS 603ICT LS</b>	UL 1480 UUMW certification for Life Safety applications
<b>Clamping design</b>	Security toggle clamp Min / Max clamping range 9.5 mm (0.37") / 60 mm (2.36") Recommended clamp torque: 1.5 Nm
<b>Backcan options</b>	
Blind mount (BM)	Complete with fixed backcan
Pre install (PI)	Separate backcan for pre-installation
<b>Cable entry options</b>	Cable clamp & squeeze connector for conduit up to 22 mm
<b>Conduit knockouts on PI Backcan</b>	3 Sets of horizontal positions 19 / 22 / 28 mm (0.75" / 0.87" / 1.10")
<b>Connectors</b>	Removable locking connector with screw terminals with "loop through" facility
<b>Compliance</b>	UL-1480, UL-2043, CE

## Install

# CMS 3.0

## CMS 603DC BM

6" Full Range Ceiling Loudspeaker with  
Dual Concentric Driver for  
Installation Applications (Blind Mount)

### Physical

#### Dimensions

Bezel diameter	274.0 mm (10.79")
BM model: Front of ceiling to rear of backcan	255.8 mm (10.07")
BM model: Front of ceiling to top of safety loop	273.3 mm (10.76")
PI model: Front of ceiling surface to rear of speaker unit	100.7 mm (3.96")
PI model: Front of accessory backcan bezel to top of safety loop	168.5 mm (6.60")
Hole cutout diameter (all models)	253 mm (9.96")
<b>Net weight (ea)</b>	
CMS 603DC BM	6.6 kg (14.6 lbs)
CMS 603DC PI	3.8 kg (8.37 lbs)
CMS 603ICT BM	—
CMS 603ICT PI	—
PI Backcan	3.7 kg (8.1 lbs)
<b>Included accessories</b>	C-Ring, tile-bridge kit, paint mask, cut-out template, grille
<b>Optional accessories</b>	Plaster (mud) ring, Arco grille
<b>Packed quantity</b>	2

#### Notes

- (1) Average over stated bandwidth. Measured in an IEC baffle in an Anechoic Chamber
- (2) Unweighted pink noise input, measured at 1 metre on axis
- (3) Long term power handling capacity as defined in EIA - 426B test

A full range of measurements, performance data, CLF and Ease Data for CMS 603DC/CMS 603ICT can be downloaded from [www.tannoypro.com](http://www.tannoypro.com).

TANNOY operates a policy of continuous research and development. The introduction of new materials or manufacturing methods may introduce variations in actual performance; however, actual performance always will equal or exceed the published specifications, which TANNOY reserves the right to alter without prior notice. Please verify the latest specifications when dealing with critical applications.

## Install

# CMS 3.0

## CMS 603DC BM

6" Full Range Ceiling Loudspeaker with  
Dual Concentric Driver for  
Installation Applications (Blind Mount)



## Install

# CMS 3.0

## CMS 603DC BM

6" Full Range Ceiling Loudspeaker with  
Dual Concentric Driver for  
Installation Applications (Blind Mount)



Install

# CMS 3.0

## CMS 603DC BM

6" Full Range Ceiling Loudspeaker with  
Dual Concentric Driver for  
Installation Applications (Blind Mount)



## Install

# CMS 3.0

## CMS 603DC BM

6" Full Range Ceiling Loudspeaker with  
Dual Concentric Driver for  
Installation Applications (Blind Mount)




## Install

# CMS 3.0

# CMS 603DC BM

6" Full Range Ceiling Loudspeaker with  
Dual Concentric Driver for  
Installation Applications (Blind Mount)



For service, support or more information contact the TANNOY location nearest you:

**Europe**  
**MUSIC Tribe Brands UK Ltd.**  
Tel: +44156 273 2290  
Email: CARECrea@music-group.com  
CAREEnte@music-group.com  
CARELife@music-group.com

**USA/Canada**  
**MUSIC Tribe Commercial NV Inc.**  
Tel: +1 702 800 8290  
Email: CARECrea@music-group.com  
CAREEnte@music-group.com  
CARELife@music-group.com

**Japan**  
**MUSIC Tribe Services JP K.K.**  
Tel: +81 3 6231 0453  
Email: CARECrea@music-group.com  
CAREEnte@music-group.com  
CARELife@music-group.com

MUSIC Tribe accepts no liability for any loss which may be suffered by any person who relies either wholly or in part upon any description, photograph, or statement contained herein. Technical specifications, appearances and other information are subject to change without notice. All trademarks are the property of their respective owners. MIDAS, KLARK TEKNIK, LAB GRUPPEN, LAKE, TANNOY, TURBOSOUND, TC ELECTRONIC, TC HELICON, BEHRINGER, BUGERA and COOLAUDIO are trademarks or registered trademarks of MUSIC Tribe Global Brands Ltd. © MUSIC Tribe Global Brands Ltd. 2018 All rights reserved.

**TANNOY**